

Supplement – September 2021

Suicide, suspected suicide and attempted suicide on the Australian rail network

2020 information

This supplementary report should be read in conjunction with the report *Suicide and attempted suicide on the Australian rail network, February 2021 V2*, which provides an explanation of the data and information about trends between 2001-2019. This supplement provides 2020 data.

On average between 2001-2020¹ there were 106 fatalities including 75 suicides/suspected suicides on the Australian rail network each year, see Figure 1.

On the Australian rail network in 2020:

- there were 65 fatalities with 58 (89%) of them suspected suicides, see Table 1. Table 2 shows the total incidents 2016-2020.
- There were 34 less fatalities and 23 less suspected suicides in 2020 compared to 2019 (99 fatalities and 81 suspected suicides in 2019).
- The downward trend of the Australian railway suicide/suspected suicide rate continues, see Figure 2.
- 50% of the suspected suicides occurred in Victoria (29), see Figure 3.
- More incidents occurred on the track (66%, 38) compared to from the railway station (24%, 14), see Figure 4.
- The cause of the fatal injury of 97% of suspected suicides was train related, see Figure 5.
- There were the same number of attempted suicides, as suspected suicides (58) reported to the ONRSR, see Figure 6.
- 60% (35) of attempted suicides occurred at stations and 26% (15) on the track.
- There is insufficient information available about the age and sex of individuals who have died in 2020 to compare to the information presented in the full report for the period 2001-2019.

¹ Information relating to the period 2001-2017 is sourced from National Coronial Information System, 2020 Intentional Self-harm deaths at Australian railway locations 2000–2017, (DR20-31 and DR20-31A), November, Melbourne Australia and National Coronial Information System, 2021 Non-intentional self-harm deaths at Australian railway locations 2000-2017, DR20-43, February, Melbourne, Australia. Information relating to the period 2017-2020 is sourced from the Office of the National Rail Safety Regulator, Occurrence extract-fatalities, serious injuries, minor injuries, attempted suicide no consequence July 2015–December 2021.

Figure 1: Total fatalities on Australian rail network 2001-2020

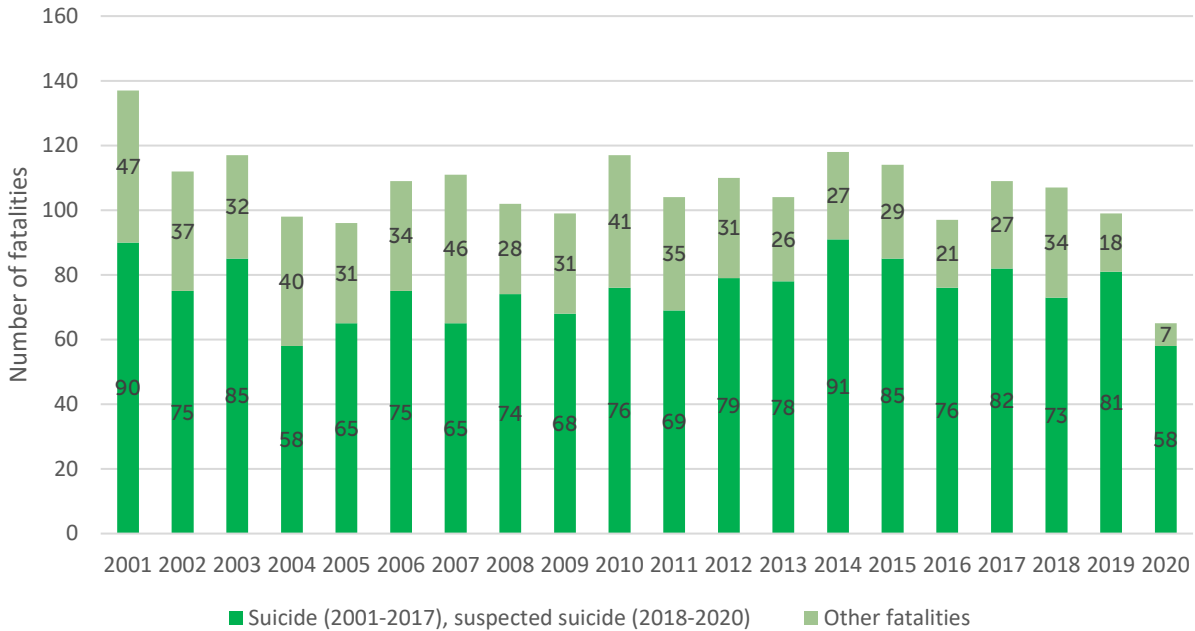


Table 1: Total fatalities, injuries and attempted suicides with no injuries 2020 (ONRSR)

	Fatality	Serious Injury	Minor Injury	No Injury	Total
Suicide and Suspected Suicide	58				58(41.1%)
Attempted Suicide		18	17	23	58(41.1%)
Tresspassers - Struck by Train	2	3	2		7(4.9%)
Tresspassers - Other	0	2	2		4(2.8%)
Level Crossing - collision with road vehicle	2	2	5		9 (6.3%)
Level Crossing - collision with pedestrian	3	2	0		5 (3.5%)
Total	65	27	26	23	141

Table 2: Total fatalities, injuries and attempted suicides with no injuries 2016-2020 (ONRSR)

	Fatality	Serious injury	Minor Injury	No injury	Total
Suicide and suspected suicide	373				373(41%)
Attempted suicide		110	62	169	341(38%)
Tresspassers - struck by train	34	20	18		72(8%)
Tresspassers - other	3	18	25		46(5%)
Level crossing - collision with road vehicle	12	9	26		47(5%)
Level crossing - collision with pedestrian	8	9	4		21(2%)
Total	430	166	135	169	900

Figure 2: Australia - railway suicide age specific rate 2010-2020

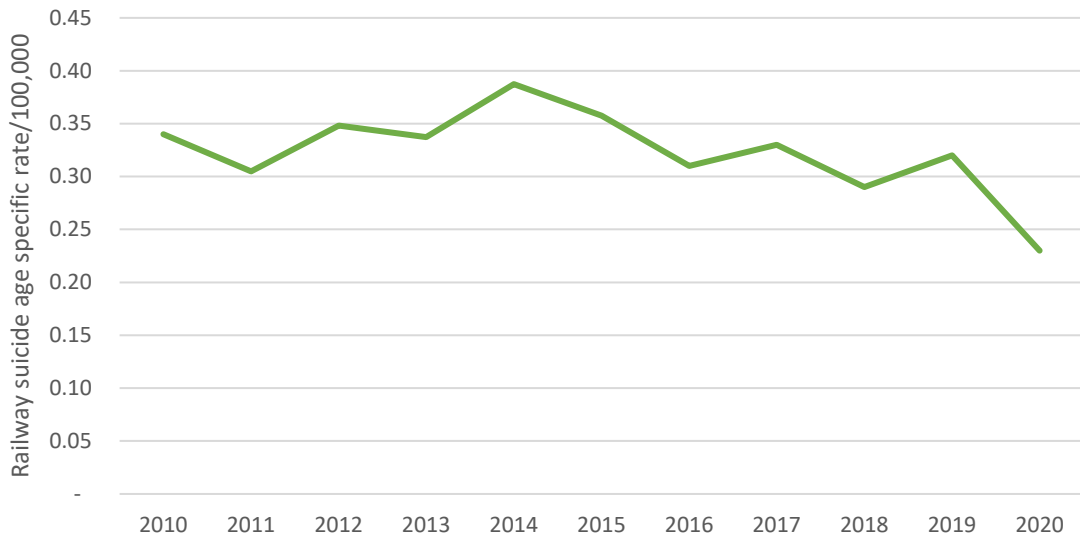
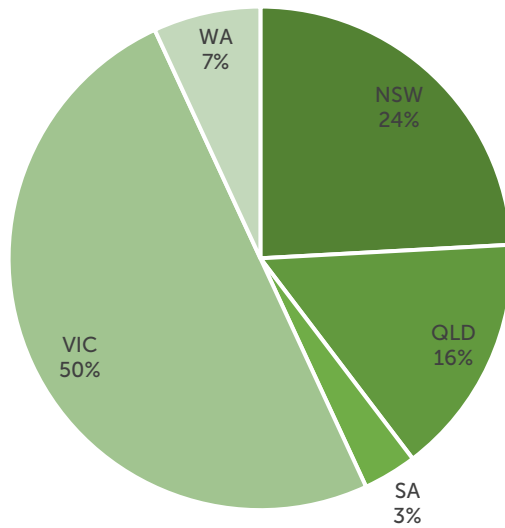


Figure 3: Suspected suicides on the Australian rail network 2020



Total = 58
Source: ONRSR

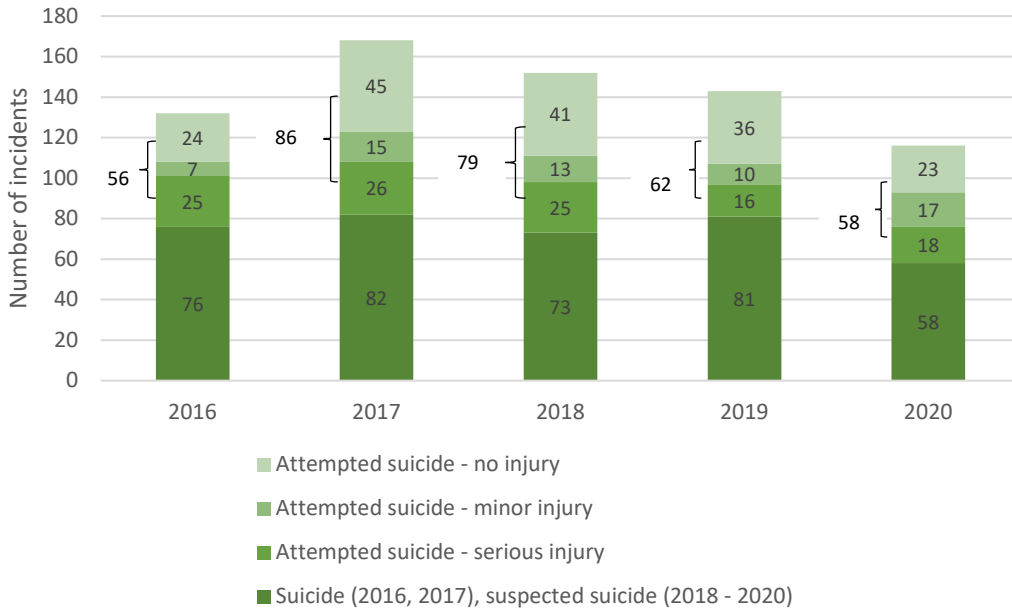
Figure 4: Suicides (2001-2017) & suspected suicides (2018-2020) on Australian rail network - location of incident



Figure 5: Suicides (2001-2017) & suspected suicides (2018-2020) on Australian rail network - cause of fatal injury



Figure 6: Attempted suicide on the Australian rail network
2016-2020



Prepared by the TrackSAFE Foundation 2 September 2021