





This is a teacher reference to introduce the terminology used throughout the TrackSAFE Education lessons, and vocabulary which may be introduced through students' own investigations and enquiries. Words are listed in alphabetical order.

Word or phrase	Meaning	What it can look like <small>* Varies state to state</small>
<p><b>Ballast</b></p>	<p>Rocks around the tracks and sleepers which help support the weight and vibrations of the train.</p>	

Word or phrase	Meaning	What it can look like *Varies state to state
<p><b>Emergency Help button</b></p>	<p>A designated button which calls using a direct line to an officer who can speak directly to the person requiring help, ask questions and call for assistance from emergency services. Located on most train station platforms across Australia. Often linked to a CCTV camera which activates on button press.</p> <p>Should be used in emergencies to ask for help from:</p> <ul style="list-style-type: none"> <li>• Ambulance – e.g. sick or injured person</li> <li>• Police – e.g. when feeling unsafe due to being followed, a fight</li> <li>• Fire service – e.g. fire at station or surrounding area</li> <li>• Train control – e.g. to warn of potential fatal incident such as person on tracks</li> <li>• Similarly to the misuse of Triple Zero (000), penalties can apply for misuse.</li> </ul>	 

Word or phrase	Meaning	What it can look like <small>* Varies state to state</small>
<p><b>Gap</b></p>	<p>The space between a train and a platform which can vary in size. Variations exist, depending on the curve of the platform, the location of the carriage (end or middle of platform) and the make of train.</p> <p>The safety message 'Mind the gap' is often used to help prevent injuries from people falling into the gap.</p>	


## Level Crossing





A designated area on the road designed for vehicles to cross train tracks. Level crossing users are protected by a combination of one or more of the following safety features:

- Road sign (Railway Crossing)
- Stop/give way sign
- Stop line
- Warning lights (flashing)
- Warning bells (ringing)
- Boom gate
- Barrier/flag person
- No safety features (usually on private property e.g. farm)



Can be separate or adjacent to a pedestrian level crossing.





Word or phrase	Meaning	What it can look like <small>* Varies state to state</small>
<p><b>Overhead power lines</b></p>	<p>High voltage electrical wires which power electric trains. Highly dangerous due to the high voltage levels – can be between 1500V DC and 25 kV AC.</p> <p>Also known as overhead wires.</p>	



Word or phrase	Meaning	What it can look like *Varies state to state
<p><b>Pedestrian Level Crossing</b></p>	<p>A designated crossing area designed for use by pedestrians to cross train tracks. Pedestrian level crossing users are protected by a combination of one or more of the following safety features:</p> <ul style="list-style-type: none"> <li>• Road sign (Railway Crossing)</li> <li>• Other warning signs (e.g. DO NOT CROSS WHILE LIGHTS ARE DISPLAYED OR ALARM SOUNDING)</li> <li>• Warning lights (flashing)</li> <li>• Warning red man lights (flashing)</li> <li>• Warning bells (ringing)</li> <li>• Gate, boom gate or other barrier</li> <li>• Maze (to make people look left and right)</li> <li>• Stop line</li> <li>• Double lines to walk between</li> <li>• No safety features (usually on private property e.g. farm)</li> </ul> <p>Can be separate or adjacent to a level crossing.</p>	   



Word or phrase	Meaning	What it can look like <small>* Varies state to state</small>
<p><b>Platform</b></p>	<p>A place for train passengers to stand while waiting for the train, which is at the same height as the train's floor area. Can be above ground or underground. Can be covered or open. Often features a slight slope towards the tracks to allow for water runoff.</p>	
<p><b>Signals</b></p>	<p>Lights which tell the train driver when to stop, use caution and go (similar to traffic lights).</p>	

Word or phrase	Meaning	What it can look like <small>* Varies state to state</small>
<p><b>Sleepers</b></p>	<p>Rectangular concrete or wooden supports for train tracks, which are laid perpendicular to (between) the tracks. Help spread the weight of the train and keep the tracks parallel.</p>	
<p><b>Train</b></p>	<p>A large metal machine consisting of a driver's cabin and carriages. Can be used to transport passengers or freight such as goods, coal and cane. Modern trains are powered by electricity or diesel fuel. Older trains are powered by steam from coal fire.</p> <p>Have wheels which run on tracks. Only run in forward (not reverse) so driver switches ends when moving a train in the opposite direction.</p> <p>Also known as passenger train, freight train, goods train, coal train, cane train, diesel, and steam train.</p>	



Word or phrase	Meaning	What it can look like <small>* Varies state to state</small>
<p><b>Train station</b></p>	<p>A place where people catch a train. Also known as railway station or station.</p>	
<p><b>Train tracks</b></p>	<p>Two parallel steel rails designed to allow train wheels to roll forward and back. Usually supported by sleepers and ballast. Also called railway lines, train lines or tracks.</p>	

Word or phrase	Meaning	What it can look like <small>* Varies state to state</small>
<p><b>Yellow line (or white line)</b></p>	<p>A line made of yellow paint or tactile tiles, to warn people where the safe area of the platform finishes. Designed to protect people from being hit by a train or falling off the platform. Can also be used at a pedestrian level crossing for people to stop behind. Can also appear as double lines to walk between at a pedestrian level crossing.</p> <p>*Note: in South Australia, this line is white.</p>	